

Antolini[®]
I T A L Y



GENERAL TECHNICAL GUIDELINES

Release B

This manual is intended to provide general technical instructions regarding the processing of Antolini natural stone slabs treated with the patented Azerocare process. It includes integrations and technical advices but it is not meant to supersede and or, in any way, to replace standard industry technical and production practices.

Please direct any questions about these recommendations to your local Antolini representative office.

Antolini | Azerocare Production Manual

Antolini | Azerocare - All rights reserved

No part of this publication may be reproduced in any form or by any means – graphic, electronic, or mechanical, including photocopying, recording, taping, or information storage and retrieval systems – without the written permission of Antolini Luigi & C S.p.A.

Products that are referred to in this document may be either trademarks and/or registered trademarks of the respective owners. The publisher and the author make no claim to these trademarks.

Antolini Luigi & C. S.p.A. is not responsible for errors or omissions, or for damages resulting from the use of information contained in this document. In no event shall the publisher and the author be liable for any loss of profit or any other commercial damage caused or alleged to have been caused directly or indirectly as a result of any person relying upon any information contained in this document. All work carried out by any user of this manual on any Antolini Azerocare-treated slab must be done in accordance with all laws and regulations in force, including but not limited to, compliance with the regulations concerning occupational health and safety as well as environmental protection.

This manual supersedes all previous manuals. Content is subject to change at any time without notice.

Antolini and Azerocare are registered trademarks of Antolini Luigi S.p.A.

Note: This manual is not for general distribution, but Antolini encourages its distribution to any workers involved in the cutting, grinding or sanding operations of Antolini products.

WARNING! The warnings, precautions and communications described in this instruction manual cannot cover all the possible conditions and situations that may arise. Common sense and caution are essential factors and must always be used by the operators.

FAILURE TO COMPLY WITH OUR WARNINGS AND WITH OTHER INSTRUCTIONS MAY RESULT IN SERIOUS PERSONAL INJURIES OR IN DEATH. ANTOLINI LUIGI & C. SHALL NOT BE HELD LIABLE WHERE THE DEALER/FABRICATOR DOES NOT COMPLY WITH THE RECOMMENDATIONS AND WARNINGS CONTAINED IN THESE INSTRUCTIONS.

GENERAL SAFETY STANDARDS

Antolini has always been extremely attentive to occupational safety issues. For this reason we require all our dealers and distributors, as well as our fabricators and installers to ensure the highest level of commitment in terms of safety at work and environmental protection by adapting and complying with all legal requirements and regulations for the protection of workers' health.

Here below we provide some general, but not exhaustive, guidelines.

We require all our resellers and/or dealers to provide the aforesaid instructions to all their fabricators and processors of Antolini's products:

- Keep a clean and orderly work environment: messy work areas may cause the occurrence of accidents.
- Keep the work area dry, well-lit and ensure a proper ventilation.
- Ensure that children and visitors are kept at a safe distance from the work areas.
- Don't overreach. Keep proper footing and balance at all times.
- Maintain a first aid kit always adequately supplied in the work areas.
- Read operating tool literature to be advised of hazards, applications, maintenance and limitations.
- Use the appropriate tools. Do not use equipment or supplied tools improperly for functions for which they were not designed. Do not use improvised tools.
- Maintain tools in top condition. Keep tools clean for best and safest performance.
- All electrical tools must be equipped with a Ground Fault Circuit Interrupter (GFCI) and comply with the local regulations in force.
- If necessary, use clamps and or a vise to secure work, thus freeing both hands to safely operate tools.
- Do not wear loose clothing, neckties, rings, bracelets or other jewels that may get caught in moving parts.

While processing Antolini's products wear at least the following personal protective equipment:

- Hair covering to contain long hair.
- Safety helmet when handling and transporting.
- A respirator approved and certified as suitable.
- Steel-capped safety shoes.
- Safety glasses or other eye protection, certified and approved by the competent authorities.
- Earplugs or headphones when working in noisy areas.
- Gloves for protection against chemicals or potentially sharp materials.
- In wet areas, aprons and steel-capped rubber boots in addition to the above listed equipment. Grinding/cutting/drilling of the products can generate dust containing chemicals that may cause illnesses, such as respiratory or other disease.

When inhaled, dust may cause damages to the respiratory system. Exposure to dust generated by grinding, cutting or drilling of products may cause abrasion of the cornea or irritation of the eyes or the skin.

Note: Before processing Antolini's products, all distributors, dealers and installers (hereafter referred to as "the dealers") will need to read all the warnings on the subject and provide their workers, fabricators team, with adequate training and information about the potential harmful effects by introducing the best practices to reduce their exposure. In case of non-compliance with such provisions, Antolini shall not be held responsible for any damage or loss arising from the dealer's non-compliance with these instructions as well as from failure to ensure compliance with the best practices of the industry by its processors.

FOLLOW AND ENFORCE THE FOLLOWING INSTRUCTIONS IN ORDER TO ENSURE THE SAFETY OF WORKERS:

- Ensure a proper ventilation in the work areas.
- Display warning signs in all work areas and other unprotected adjacent areas, warning workers about the risks of handling materials without required protective equipment.
- Provide workers with training including information about health effects, work practices, and dust protection devices.
- Require workers to wear a properly-fitted, dust mask approved by the competent authorities, in accordance with applicable government regulations and manufacturer instructions in order to further limit respirable dust exposures. Make sure the workers are using them correctly and check back from time to time to ensure that they are actually using them. Warn workers that paper masks are NOT an effective protection against exposure.

- Require workers to wear long-sleeved clothing, gloves, and safety goggles or glasses.
- Require workers to wear personal protective equipment also during machinery cleaning and maintenance operations.
- Use dust control systems and check that dust intake, filtration and expulsion systems are functioning properly.
- Use only wet technology tools in order to prevent airborne dust particles.
- Check that the work area is clean at the end of each shift.
- Do not dry-sweep dust. Pre-wet or use a vacuum cleaner with suitable filter.
- Conduct periodical air monitoring to measure worker dust exposures.
- Provide shower facilities and require showering after work. Require workers to remove contaminated clothing after use, store it in a sealable container until cleaned, and wash contaminated clothing separately from other laundry.
- Do not clean work clothes, equipment and floors using compressed air. Perform cleaning operations only with a suitable vacuum cleaner.
- Place signs and instruct workers on the need to thoroughly wash hands and face before eating, drinking and smoking.
- Enforce eating, drinking and smoking permits only in expressly designated areas with no risk of exposure to hazardous dust.
- Workers shall be subjected to clinical tests as set out by local regulations.
- In case of emergency, implement some EMERGENCY FIRST AID PROCEDURES:
 - *Eye exposure:* In case of contact with eyes, flush eyes with large amounts of water for 15 minutes, lifting the lids occasionally. If irritation persists, seek medical attention.
 - *Inhalation:* In case of inhalation, move subject to fresh air. Drink water to clear throat and blow nose to evacuate material. If irritation or soreness persists, seek medical attention.
 - *Ingestion:* Do not swallow or take internally. If accidental swallowing occurs, drink lots of water. This material is not hazardous when small quantities are ingested.

IT IS THE RESPONSIBILITY OF THE EMPLOYER TO MAINTAIN A WORK PLACE FREE FROM HEALTH RISKS AND ENVIRONMENTALLY FRIENDLY.

For further information, refer to the following organizations:

- International Labor Organization (<http://ilo.org/safework/info>)
- Occupational Safety & Health Administration (www.osha.gov)

TRANSPORTATION

It is the responsibility of the Driver to ensure that the load is within the legal carrying capacity of the vehicle. Antolini shall not be deemed responsible in case of a load exceeding capacity.

It is the responsibility of the Driver to ensure that the load is fully supported and safely secured to the vehicle prior to leaving the premises.

HANDLING

The slabs are best loaded/unloaded from a container or truck with a forklift or lifting device (crane) suitable for handling. Owing to the considerable weight of the material to be handled, always wear safety shoes and gloves when handling slabs.

WARNING! Keep a safe distance when handling/lifting the slabs.

Antolini natural stone materials treated with the Azerocare process retains all the natural features of the selected stone product, yet being the surface Azerocare-treated, it requires attention during handling and processing operations.

Below are the general guideline to follow; thanks to these few simple precautions, the Azerocare-treated surfaces will remain intact over time, the material treated with Azerocare is recommended only for indoor applications and not for outdoor applications.

The natural stone material treated with the Azerocare process always has a protective plastic film on its surface with good adherence and protection features.

We recommend not to remove this protection during the processing phases, possibly handling and lifting the slabs from the back side, in order to allow the film to perform its protective action against unintentional mishandling.

In case the protective film is removed, for instance in order to perform a handling operation lifting the slab from its front side and not from its back side, it is essential to pay particular attention to not scratching or abrading the exposed surface of the material.

Once the processing steps have been completed, if the film is still covering the slab surface, it may be carefully removed using plenty of clean water so as to eliminate any kind of processing residues present on the surface.

SLAB HANDLINGS

We recommend the use of equipment ensuring the safety and the total protection of persons and materials; i.e., avoid the use of ropes that could scratch the surface of the slabs, favoring the use of ropes with anti-scratch protective coating, so as to avoid damage to the slabs.

We recommend to rinse and dry the surface of the stone product at the end of each processing step, using clean water: this will prevent the permanence of production deposits, such as tools and processing residues or others on the surface and will maintain the integrity of the surface.

No abrasive tools or adhesive tapes should be used during the processing operation.

The surface of the material should not be scraped or scratched and in no way be re-polished. These operations compromise the effectiveness of the treatment which can no longer be restored.

In case of processing of parts not protected by Azerocare, such as the edges of kitchen tops, Antolini proposes a kit made up of a last-generation protective product. If applied according to the prescription coming with the kit, it protects the parts of surfaces which are not Azerocare-treated from oil and makes them water repellent, ensuring a partial, temporary protection, for a few minutes, from the aggression of acid-based organic products.

For cleaning operations, always avoid all the products containing the following elements:

- Bleach (max 5%)
- Products with basic pH values
- Trichloroethylene
- Industrial solvents
- Paint solvents
- Hydrofluoric acid
- Dichloromethane (methylene chloride)
- Sodium hydroxide
- Thinners and other chemicals
- All products with acidic components below pH 2,3 or basic component higher than pH 8.

For the surface cleaning use only water and mild soap.

Being the surface already treated and protected from the aggression of common organic compounds, NO OTHER PROTECTIVE PRODUCT IS TO BE APPLIED, since this could compromise the effectiveness of the treatment.

The product has been successfully tested against the elements listed below, according to the EN 16301: 2013 Standard (Natural stone test method - Determination of sensitivity to accidental staining) for 8 - 12 Hours, depending on the composition of the material.

- Red wine such as Cabernet Sauvignon
- Coke
- Red wine vinegar
- Lemon
- Coffee (from coffee powder and water)
- Extra virgin olive oil (without artificial coloring)
- Ketchup
- Mustard

In accordance with the ISO 10545-14:2015 standard, it has been successfully tested also for the following components:

- Water
- Butter
- Hand cream
- Toothpaste
- Soap detergents
- Neutral pH disinfectants
- Concentrated milk
- Lipstick
- Salt
- Home soaps
- Mustard
- Tea
- Perfumes with moderate alcohol base

Antolini Azerocare treatment is certified for food contact according to CE 1935/2004, CE 2023/2006 e CE 10/2011. and NSF ANSI 51.

The treatment is covered by an international patent and is a registered trademark of Antolini Luigi & C. S.p.A.

If you have any doubts or questions, please visit our website at **www.antolini.com**

Azerocare



EN Important information for fabrication

- Stock the slabs indoor.
- Do not repolish the surface.
- Do not apply chemical products.
- Do not scratch or scrape the surface.
- Once removed, Azerocare protection cannot be restored.
- Exclusively use clean water and neutral soap to wipe down an Azerocare surface.
- Do not remove the plastic wrap.
- For indoor applications.

Azerocare has passed 12-hours chemical resistant tests to products of common use in domestic environment such as lemon, coffee, ketchup, wine, olio, soap, perfume, etc., in compliance with the law EN 16301:2013.

ES Información importante para los fabricantes

- Las placas deben almacenarse bajo techo.
- No repulir la superficie.
- No aplicar productos químicos.
- No rayar o raspar la superficie.
- Una vez maltratada la placa, la protección Azerocare no se podrá recuperar.
- Para limpiar la superficie, utilizar exclusivamente agua limpia y jabón neutro.
- No quitar la película plástica.
- Adecuado para aplicaciones internas.

Azerocare ha superado las pruebas de resistencia química de 12 horas a los principales productos domésticos, como: limón, café, ketchup, vino, aceite, jabón, perfumes, etc., conforme a la Norma EN 16301:2013.

IT Informazioni importanti per i fabbricatori

- Le lastre vanno stoccate in interno.
- Non rilucidare la superficie.
- Non applicare prodotti chimici.
- Non graffiare, raschiare o abraderare la superficie.
- La protezione Azerocare non è più ripristinabile, una volta rimossa.
- Per la pulizia, utilizzare esclusivamente acqua pulita e sapone con Ph neutro.
- Non rimuovere la pellicola plastica.
- Idoneo per applicazioni interne.

Azerocare ha superato i test di resistenza chimica di 12 ore ai principali prodotti utilizzati in ambito domestico come limone, caffè, ketchup, vino, olio, saponi, profumi, etc., in conformità con la normativa EN 16301:2013.

Antolini
ITALY

Azerocare



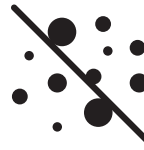
Azerocare

This slab is treated with Azerocare
Questa lastra è trattata con Azerocare




No etching

Anticorrosione



No staining

Antimacchia



Permanent treatment
Trattamento permanente



No colour alteration
Non altera i colori



Tested for 12 hours
Testato 12 ore




ECO friendly
Ecologico



No touch and feel alteration
Nessuna alterazione al tatto



Easy to clean
Facile da pulire



No reaction to UV rays
Nessuna reazione ai raggi UV



Bacteriostatic treatment
Trattamento batteriostatico



Natural stone slab
NSF | ANSI 51
for splash zone

For indoor applications. Per applicazioni in interno.

Antolini

ITALY



Antolini[®]
ITALY

www.antolini.com